



Note: Read the corresponding technical documentation for handling and safety reasons.

Science Together



Precolumn adapter A0013-1

- only for VertexPlus columns delivered until 02/2019!



Note: If you are already using a **Vertex III** column, please use the adapter and endfitting from your main column when exchanging the precolumn cartridge.

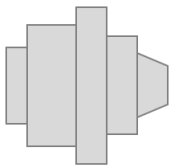
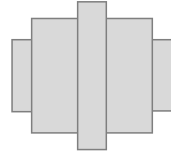
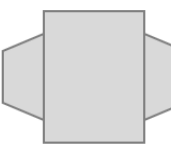
If you are using a **VertexPlus** column, please use the adapter (A0013-1) and endfitting (A0024-1) provided with the new precolumn cartridges when exchanging them.

To distinguish between the hardware type "VertexPlus" or "Vertex III", check the column test certificate. Alternatively, compare the precolumn screw cap of your column to the types on Fig.1.

Pay attention on the orientation of the adapter A0013-1: The conical opening should face the main column (see also Fig. 2 and the table below).

For an analytical column without precolumn, the precolumn screw cap A0028-2 is needed. When using an analytical column with integrated precolumn, no additional screw cap is needed.

Available adapters & position in column

Precolumn cartridge	Adapter	Analytical main column
Vertex III (delivered from 02/2019)	 A0013-1	VertexPlus (delivered until 02/2019)
Vertex III (delivered from 02/2019)	 included in A0028-2	Vertex III (delivered since 02/2019)
VertexPlus (delivered until 02/2019)	 A0013 or included in A0028-1	VertexPlus (delivered until 02/2019)

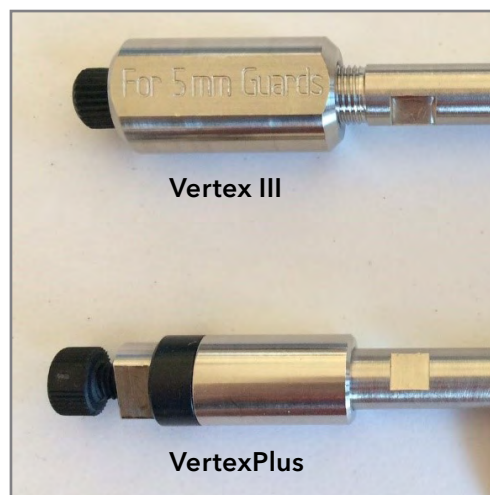


Fig.1 Hardware types




Fig.2 Explosion scheme